



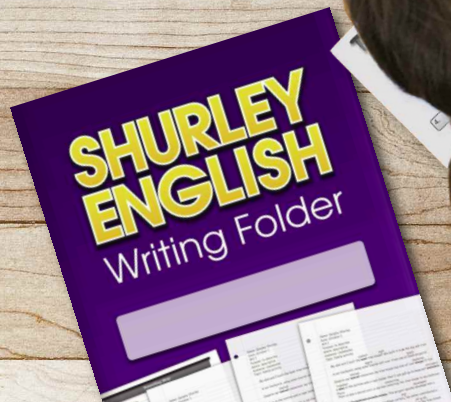

SHURLEY ENGLISH




Homeschool Language Arts Materials



The road to
ELA Success
starts here!





In 1989, Brenda Shurley sought to create an English program that would reach children with different learning abilities, instill a love of learning, and give students a solid foundation from which to build advanced writing and speaking skills. Thus, the Shurley curriculum was born.

Today, we continue to research, analyze, and assess what best helps students reach their full potential, while staying true to the hallmarks that have made Shurley English successful for over 30 years.

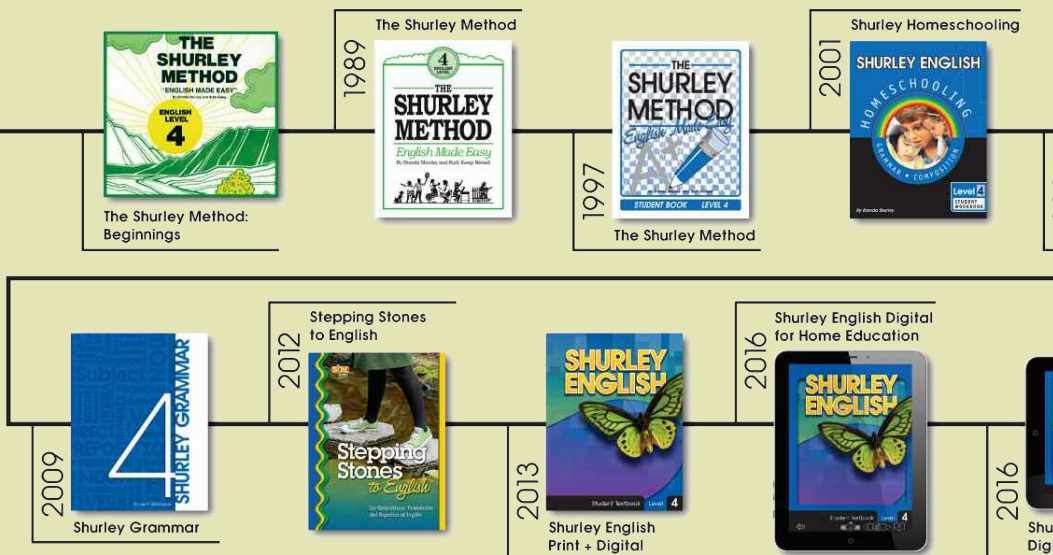
**We are committed to you.
We are committed to your students.
We are committed to your success.**

*Brenda Shurley
Educator, Author, and Founder
Shurley Instructional Materials*



**Shurley
Instructional
Materials, Inc.**

*Serving ELA Educators
for Over 30 Years*



Proven Methods of Learning

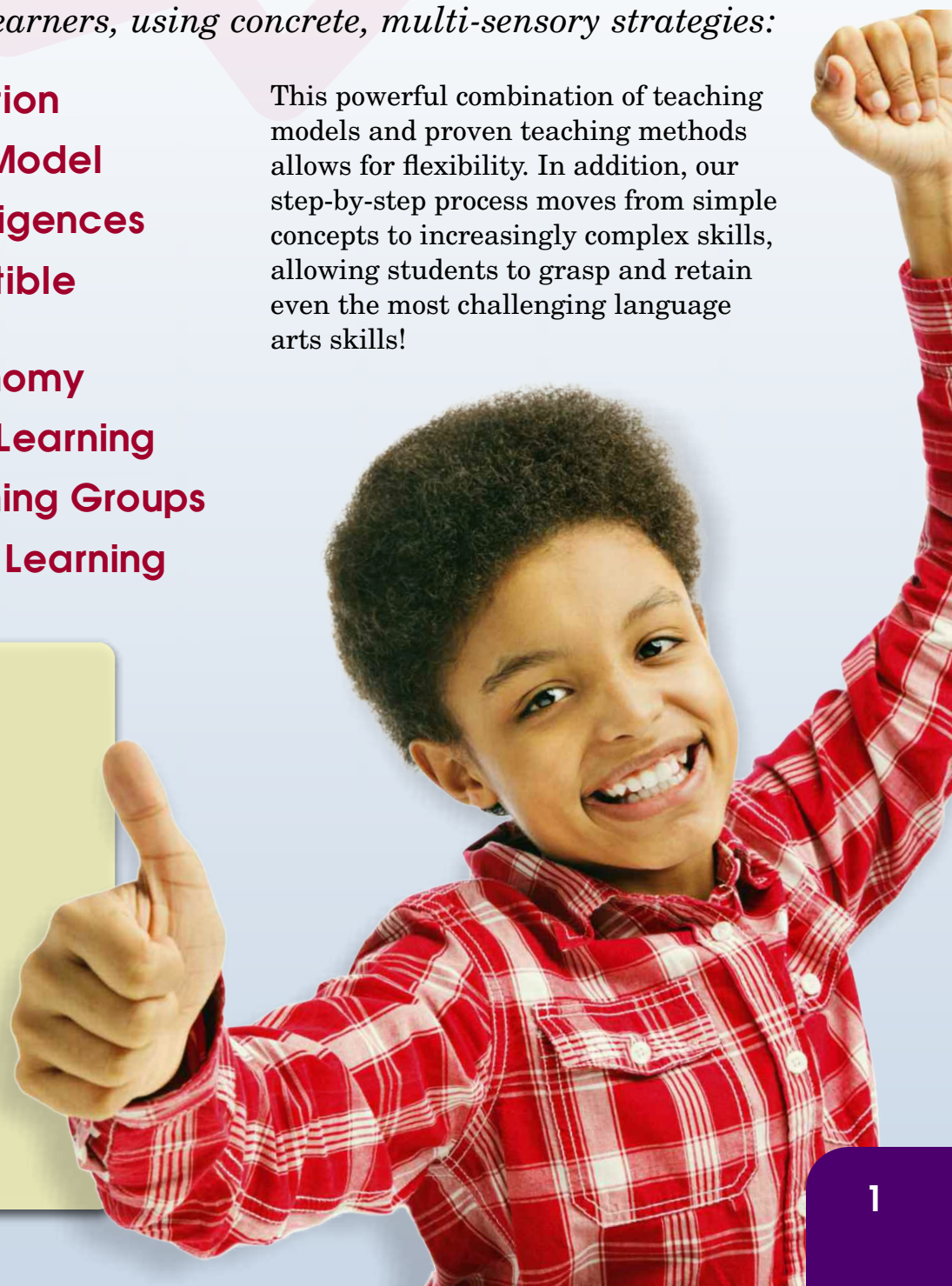
Proven Methods of Teaching

Proven Success

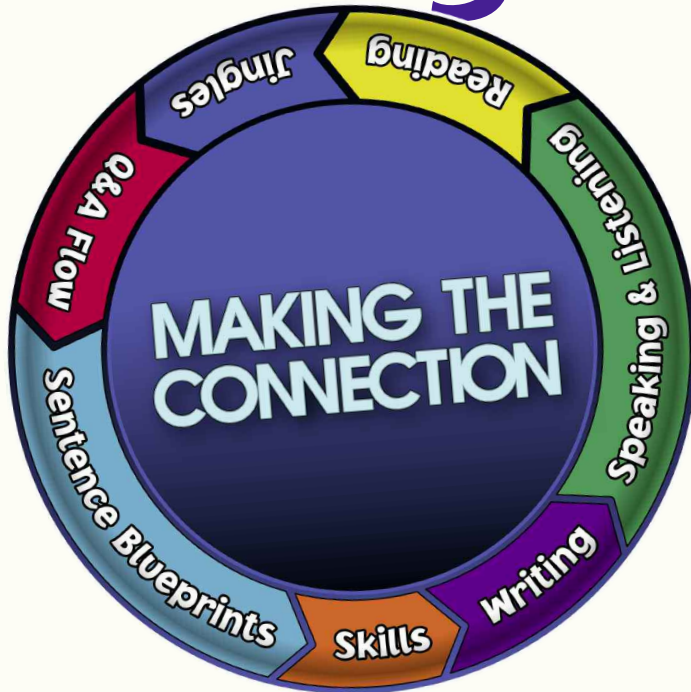
We make abstract language arts concepts clear and logical to support all types of learners, using concrete, multi-sensory strategies:

- **Direct Instruction**
- **The Memory Model**
- **Multiple Intelligences**
- **Brain-Compatible Instruction**
- **Bloom's Taxonomy**
- **Cooperative Learning**
- **Flexible Learning Groups**
- **Multi-Sensory Learning**

This powerful combination of teaching models and proven teaching methods allows for flexibility. In addition, our step-by-step process moves from simple concepts to increasingly complex skills, allowing students to grasp and retain even the most challenging language arts skills!



All Together Now...



Shurley English has assembled a unique combination of features to help students build a solid literacy foundation. Our experts organized the series logically, sequentially, and systematically for success.

Abstract language arts concepts become clear and logical, using concrete, multi-sensory strategies that support all types of learners.

Jingles

Grammar definitions that

- incorporate rhythm, rhyme, and movement.
- provide domain-specific language.
- allow for critical reading during sentence analysis.

Q&A Flow

Oral Sentence Classification that

- includes brain-compatible strategies.
- makes English grammar logical and systematic.
- serves as a formative assessment.

English

Jingle Time

Listening and Speaking

Recite the Sentence Jingle with your teacher.

Jingle 2 The Sentence Jingle

A sentence, sentence, sentence
Is complete, complete, complete
When five simple rules it meets, meets, meets.
It has a subject, subject, subject
And a verb, verb, verb.
And it makes sense, sense, sense
With every word, word, word.
Add a capital letter
And a punctuation mark.

And now our sentence Has all its parts!
But REMEMBER—
Subject and verb and complete sense.
With a capital letter
And an end mark, too.
Our sentence is complete,
And now we're through!

1 subject
2 Verb
3 makes sense
4 Capital Letter
5 End Mark

Hand in COMPLETE Sentences!

Adding Interrogative Sentences to the Question and Answer Flow

Sample Sentence: Is Carla working on her science project today?

- Who is working on her science project today?
Carla - Subject Noun (Write SN above Carla.)
- What is being said about Carla?
Carla is working - Verb (Write V above working.)
- Is - Helping Verb (Write HV above is.)
- Is working - Verb Phrase (Write HV above is.)
- On - Preposition (Write P above on.)
- On what? project - Object of the Preposition (Write OP above project.)
- What kind of project? science - Adjective (Write Adj above science.)
- Whose project? her - Possessive Pronoun Adjective (Write PPA above her.)
- Is working when? today - Adverb (Write Adv above today.)
- Subject Noun, Verb, Pattern 1 (Write SN V P1 in the blank.)
- Skill Check!
→ (On her science project) - Prepositional Phrase
→ Question mark, question, interrogative sentence
(Write Int at the end of the sentence.)
→ Go back to the verb.
Divide the complete subject from the complete predicate.
(NOTE: Draw the vertical line in front of the main verb.)

SN	V	HV	SN	V	P	PPA	Adj	OP	Adv	Int
P1	Is	Carla	/	working	(on	her science project)	today?	Int		

366

Level 6 | Chapter 9

Lesson 1

Name: _____

Exercise 1: Write the original sentence, the revised sentence, and the revision strategy.

Labels: _____

Original Sentence: _____

Revised Sentence: _____

Revision Strategy: _____

Labels: _____

Original Sentence: _____

Revised Sentence: _____

Revision Strategy: _____

Exercise _____

Sentence Blueprints

Basic Sentence composition that

- rehearses the most common conventions of English.
- facilitates the transfer of word skills to sentence skills.
- integrates grammar knowledge into the writing process.

Skills

Skill instruction and practice that

- provides specific processes to follow for understanding and application.
- spirals throughout the curriculum to ensure mastery.
- allows comprehensive input and review.



Start Lesson 4

Chapter 5

Word Time

Vocabulary and Analogy

Word 9 → **vague** (vāg)

Definition: unclear in meaning; confusing

Synonym: unclear **Antonym:** understandable

Sentence: My memory of Spanish is **vague** because I only had it one year in high school.

Analogy → **kidney : organ :: clarinet : instrument**

Relationship: Type or Kind

Thinking Process: Just as **kidney** is a kind of **organ**, **clarinet** is a kind of **instrument**. Therefore, this is a **type or kind** analogy.

ACTIVITY

Draw a picture or write a poem or story in your Vocabulary Notebook to help you remember the word **vague**.

Idea: Put question marks and the word in a thought bubble to demonstrate the word's meaning or unclear.



Chapter 9

Classroom Practice 36

Date: _____

Write your own blueprint labels. Use the labels to write an original sentence. Then, revise your sentence, writing the abbreviation of the revision strategy under each word.

A	Adj	SN	V
The	little	calves	ran
The	rambunctious	calves	frolicked
nc	wc	nc	syn
Adv	P	A	OP
quickly	across	the	field.
playfully	in	the	pasture.
wc	wc	nc	wc

Rewrite your revised sentence on the lines below. Use the checklist to check your sentence.

The rambunctious calves frolicked playfully in the pasture.

Sentence Checklist: Capital letter Subject Verb Complete sense End mark

Writing

Writing instruction that

- uses student-friendly writing scaffolds that pave the way for exceptional writing.
- develops and enhances effective writing traits.
- provides detailed graphic organizers for logical organization of ideas.
- includes comprehensive development of revision and editing skills.
- allows students to use their imagination to explore ideas and respond to the texts they read.
- engages students in interactive listening, speaking, thinking, and writing activities.
- integrates and develops powerful “deep and wide” vocabulary, including etymology.
- connects the most important grammar skills into writing.
- allows numerous opportunities for writing across the curriculum.
- provides purposeful technology applications to support key skill development.

Prewriting Map

Name: Quigley Shurley Date: Oct. 1

WA: 1 Genre: descriptive
 Purpose: to describe Audience: my classmates
 Topic: my favorite dessert
 Topic Sentence: My favorite dessert of all time is Aunt Lindsey's blueberry pie.

TOPIC
my favorite dessert

Main Point 1: ingredients

Main Point 2: crust and topping

Main Point 3: filling

Supporting Details: fresh blueberries cinnamon-butter sauce crumble topping	Supporting Details: flaky golden-brown sweet buttery	Supporting Details: cinnamon-blueberry ties flavors together
--	--	--

Name: Quigley Shurley
 Date: October 1
 WA 1
 Purpose: to describe
 Genre: descriptive
 Audience: classmates
 Topic: favorite dessert

My favorite dessert of all time is Aunt Lindsey's blueberry pie. This is no ordinary pie. In fact, each piece is a slice of heaven on a plate. Its warm, sweet aroma fills the house as it bakes in the oven. The flavors of fresh blueberries, cinnamon-butter sauce, and Aunt Lindsey's secret crumble topping don't just mingle, they throw a party! The crust is always flaky and golden-brown, and the topping tastes so sweet and buttery that the pie almost doesn't need a filling. However, the cinnamon-blueberry filling ties everything together in a beautiful blend.

Best. Dessert. Ever.
 by Quigley Shurley

My favorite dessert of all time is Aunt Lindsey's blueberry pie. Make no mistake, this is no ordinary pie. In fact, each piece is a slice of heaven on a plate. Its warm, sweet aroma fills the house as it bakes in the oven. The flavors of fresh blueberries, cinnamon-butter sauce, and Aunt Lindsey's secret crumble topping don't just mingle, they throw a party! The crust is always flaky and golden-brown, and the topping tastes so sweet and buttery that the pie almost doesn't need a filling. However, the cinnamon-blueberry filling ties everything together in a beautiful symphony of flavors. Nothing on earth could ever improve the perfection of Aunt Lindsey's blueberry pie—except, perhaps, a scoop of vanilla ice cream on top!

Speaking & Listening

Speaking and listening opportunities that

- allow students to discuss topics formally and informally.
- encourage active listening in flexible student groups.
- prepare students for formal and informal oral presentations.
- rehearse routine discussion strategies that build knowledge.

Reading

Reinforcing reading instruction by

- allowing students to build their own literacy from sound-symbols to words to sentences to writing fluency.
- developing decoding, phonemic awareness, spelling, and fluency skills.
- integrating high-frequency words.
- allowing textual analysis in bite-size chunks.
- encouraging students to think deeper and more critically.
- providing comprehension support.
- featuring original pieces in various domains of literature, including narratives, informative pieces, opinion/argumentative writing, and other culturally-relevant text, which stimulate discussion and boost comprehension.
- drawing on literature models that enhance and inform their own writing.



Chapter 1

Reading Passage: Informational

It's time to enhance your comprehension skills. **Comprehension** is the understanding of things you read or hear. Follow your teacher's directions for the passage and questions.

Staying Alive!

Have you ever watched animals? They seem to know how to take care of themselves in order to stay alive, but it is not always easy for them to **survive**. In the wild, they have to find food, water, and shelter.

These are **basic** needs for all living things. For example, squirrels have to start gathering nuts early in the fall in order to have food for the winter. In addition, bears fatten up to get ready for their long winter nap in a cave. Because animals are born with **instincts**, they know how to do things for survival, even without a teacher. Most animals take very good care of themselves.



Suggested Book List for Independent Reading

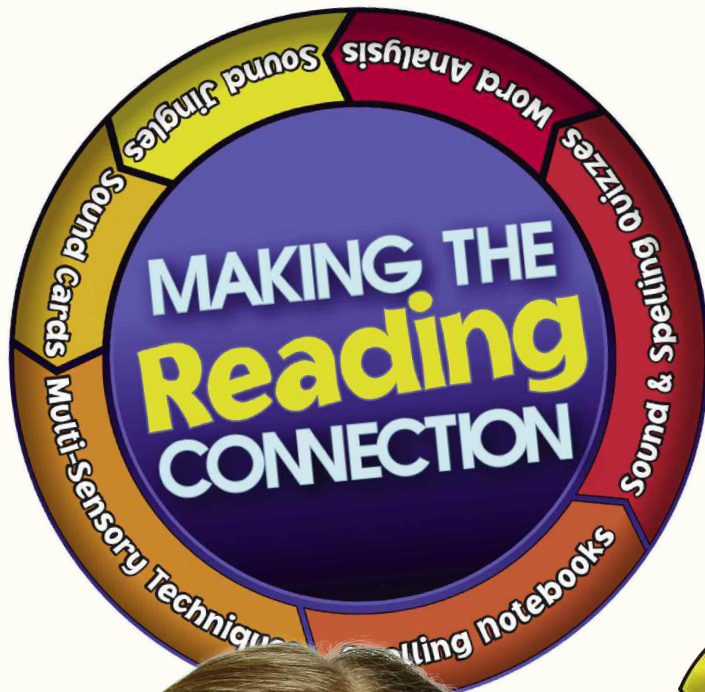
If you want to read more about animal survival, read this book:
How Do Baby Animals Learn? by Bobbie Kalman (Crabtree Publishing).

Comprehension Questions:

1. What three basic needs must animals find in the wild?
2. What do bears do to get ready for winter?
3. Where do bears spend the winter?
4. What do squirrels do to get ready for winter?



Break the Code.



In Levels 1 and 2, *Shurley English* has assembled a powerful combination of features to help early readers break the reading code.

Through a logical, systematic approach, we provide students with the concrete steps necessary to make the connection between letters, their sounds, and the words they make. Our multi-sensory approach ensures a solid foundation for lifetime literacy.

Sound Jingles

- incorporate rhythm, rhyme, and movement.
- provide information about sounds and how they work together.
- provide definitions to help students decode and analyze words.



Chapter 1 **Reading**

Recite the Vowel Jingle.

Lesson 1 Jingle 65 **The Vowel Jingle**

A, U, (I and Y), O, E

Six simple vowels to learn, wait and see!
Every English syllable
Has to have at least one vowel—I'm tellin' you now!
Listen up my children as I sing this song.
When you know your six vowels, sing along!

A-a says ä, ā, ä
U-u says ũ, ū, oō
I-i and Y-y say ĭ, ĭ

O-o says ǒ, ȯ, oō—we're almost through!
E-e says ě, ē—it has potentiality!

Sound Cards

- help students hear and see the building blocks of words.
- provide a coding system for letters and sounds.
- incorporate daily repetition of important phonemic rules.
- feature detailed instructional information for the teacher.

Say:

ă, ā, ä

Multi-Sensory Techniques

- strengthen the neural connections by fusing together visual, auditory, and kinesthetic learning.
- use repetition and a combination of learning styles.
- provide ways to master the sounds and symbols of reading.

Reading Time



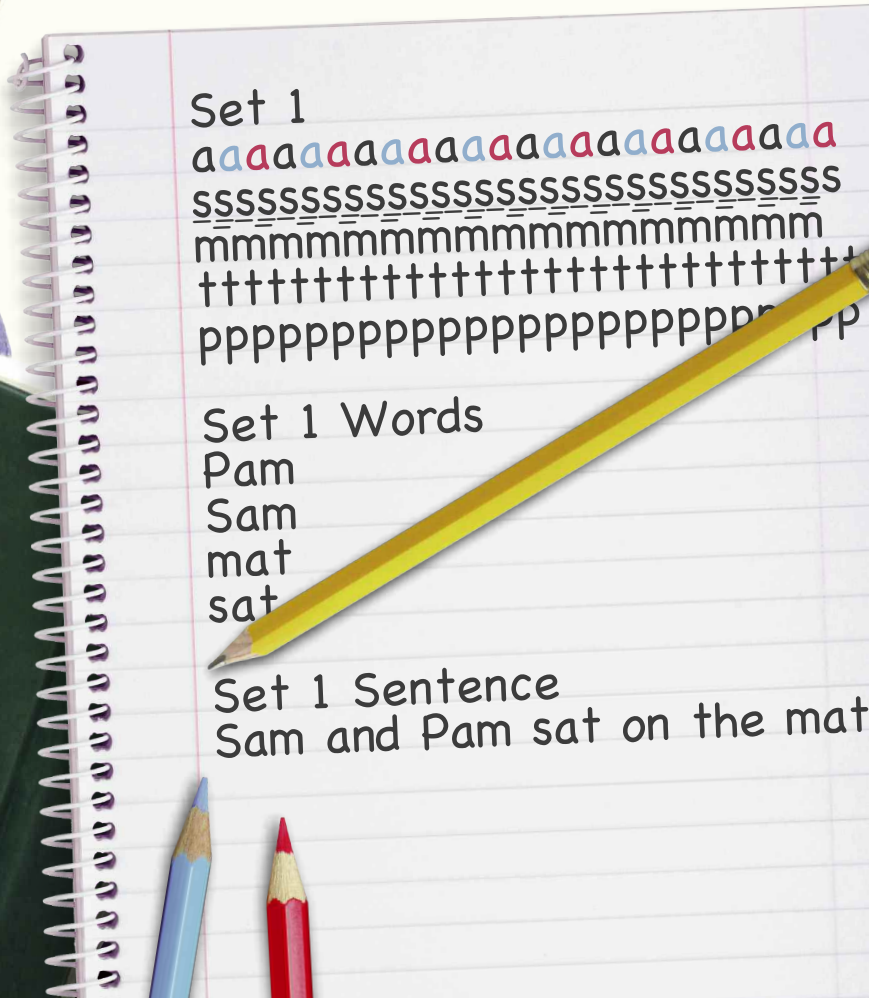
Spelling Notebooks

- provide students with their own self-made vocabulary reference.
- serve as a study tool for partners and whole groups.
- show daily progress of students' phonemic awareness.



Sound & Spelling Quizzes

- provide ongoing formative assessments.
- hold students accountable for old and new material.
- provide a constant stream of practice.



Word Analysis

- incorporates a coding system that turns invisible decoding strategies into visible, hands-on learning.
- allows students to build their own literacy from sound-symbols to words.
- helps students visually recognize spelling patterns.
- aids reading and writing development.



Chapter 4 Reading

Lesson 5

Rule 2 for Silent E

Now, you will learn Rule 2 for Silent Final E, the VCGU Rule.

VCGU hear what I say.
Words from English won't end this way.
If one of these letters
In front of E you see,
It's the Rule 2 for Silent Final E!

blue banner

brave knight

steel lance

horse's prance

orange bard

198 Level 1 | Chapter 4

A **syllable** is a **chunk** of sound;
A **vowel** in every **syllable** **MUST** be found!

4 Rules to Divide Multi-Syllable Words

When a word has a doubled middle consonant, divide between the doubled middle consonant.

1 sun·ny

Consonant blends and digraphs are never divided.

3 wash·er
ma·chine
go·pher
high·est

If two consonants come between two vowels, divide between the consonants.

2 mis·ter

If there are two consonants in front of -le, divide between the two consonants.

4 bun·dle
puz·le

Digital is Dynamic.



During the development phase of the Shurley English Core Edition and Shurley Grammar, our own in-house team of technology experts worked in tandem with our authors. Together, they designed digital enhancements, tailor-made for our unique approach to language arts instruction.

It was important to us to develop purposeful digital enhancements to the curriculum. Time is valuable, and therefore a digital product must provide true, measurable value to the student and the learning process.

To this end, we developed our digital curriculum to...

- enhance the lessons with stimulating multi-sensory input.
- incorporate strategies to engage the brain and enhance understanding.
- activate and maintain student engagement within each lesson.
- meet the growing need for technology instruction and learning in the Digital Age.



Interactive Menu Items



Plays audio for the chosen Jingle along with a follow-along animation



Plays helpful audio for the skills being taught on the page, such as Q&A Flows, Introductory and Practice Sentences, Vocabulary Words, and much more



Plays an animation or a video that visually reinforces the material being taught on the page



Launches a variety of activities that can be displayed and utilized as classroom practice through an interactive whiteboard or other display device



Displays a printable PDF of various resources such as assessments and practice forms

Shurley English Digital Products
are protected by U.S. Patent No. 8,898,243



The Sentence Jingle

A sentence, sentence, sentence

Is complete, complete, complete

When five simple rules

It meets, meets, meets.




SN V A Adj Adj SN V P OP P OP P A
PT A busy little bee buzzed (from flower) (to flower) (in the
OP
garden). D



Checklist

Use the writing traits as you revise your rough draft.

1. Are there any important or interesting ideas or details that could be added?
 2. Is there a clear introduction, body, and conclusion? Do you need to make any improvements?
 3. Does each paragraph have a topic sentence?
 4. Are there sentences that should be deleted because they do not support your topic?
 5. Are the sentences and paragraphs in a logical order? Should they be rearranged?
 6. Does your writing reflect its purpose, genre, and audience?
 7. Can you add or replace any weak words with stronger word choices?
 8. Are there any repeated or unclear words that should be deleted?
 9. Do your word choices make your writing sound unique?
 10. Can you add figurative language (similes, metaphors, personification)?
 11. Are the sentences varied in length and type?
 12. Do you need to combine or shorten any sentences?
 13. Do you need to add or change transition words?
2. Write your revisions in the blank spaces of your rough draft.
3. Draw a line through words or sentences that you want to delete or replace.






Shurley Portal

Access to your digital products is easy with the Shurley Portal. Simply download and run our Shurley Portal application on a compatible device. We encourage you to review our technical requirements to ensure compatibility.

Shurley English Digital Products are protected by U.S. Patent No. 8,898,243

For a complete list of technical requirements, visit www.shurley.com





▶ View a lesson with seda
at www.shurley.com

With the **Shurley English Digital Assistant: SEDA**, you have the flexibility to change the way you deliver Language Arts instruction. Both the teacher and the student may listen to prerecorded lessons provided by SEDA. Teachers can use SEDA for blended learning, co-teaching, lesson preparation, and more. Students can use SEDA as a pre-teaching resource, a post-teaching reinforcement, and for student-centered, self-paced learning. This valuable resource will create endless ways to promote knowledge acquisition and reinforce retention.

Students

- Provides engaging pre-teaching resources for knowledge acquisition
- Delivers consistent post-teaching opportunities for reinforcement
- Ensures uninterrupted learning

Teachers

- Delivers detailed teacher training for every lesson
- Offers complete lesson preparation
- Allows for co-teaching opportunities
- Supports small group instruction
- Provides comprehensive resources for flexible in-class facilitation



*seda is here
to help **you** grow!*

Digital OR PRINT

Digital Materials

SHURLEY ENGLISH CORE

The award-winning Shurley English Core curriculum uses our unique blend of features to teach grammar, skills, writing, vocabulary, and early reading. The digital subscription comes with everything you need to teach one student for an entire year. With Shurley English Core, the teacher may present each lesson, or the student may listen to a prerecorded lesson provided by **SEDA: the Shurley English Digital Assistant**. In addition to student-centered, self-paced learning, SEDA may also be used by the teacher for lesson prep or co-teaching.



Full-year Curriculum Digital Format Only Available for levels: **1** **2** **3** **4** **5** **6** **7** **8**






SHURLEY GRAMMAR

Shurley Grammar is a unique tool, specifically designed to help students master the parts of speech and sentence structure. Utilizing our unique features, students learn proper sentence classification along with a clear, structured method for writing sentences. The digital subscription comes with everything you need to teach one student. With Shurley Grammar, the teacher may present each lesson, or the student may listen to a prerecorded lesson provided **SEDA: the Shurley English Digital Assistant**. In addition to student-centered, self-paced learning, SEDA may also be used by the teacher for lesson prep or co-teaching.



Full-year Curriculum Digital Format Only Available for levels: **1** **2** **3** **4** **5** **6**



Print Materials



SHURLEY ENGLISH HOMESCHOOLING

Shurley English Homeschooling is our award-winning program developed specifically for home educators. This print edition incorporates a unique blend of features to teach grammar, skills, and writing. The Homeschooling Kit comes with everything you need to teach one student for an entire year. Special emphasis is placed on parent-child interaction, as the bulk of the lesson is taught directly by the teacher. Not to worry! Our detailed Teacher's Manual will guide you every step of the way.

Full-year Curriculum Print Format Only Available for levels: **1** **2** **3** **4** **5** **6**




SHURLEY METHOD FOR HOME USE

The first edition of The Shurley Method gives students a solid skills foundation from which to build advanced writing

and speaking skills. While initially utilized in a classroom setting, this print edition has proven invaluable to homeschool students who strive to build advanced communication skills upon completion of the Shurley English Homeschooling Edition.

The Shurley Method Kit comes with everything you need to teach one student for an entire year. Special emphasis is placed on parent-child interaction, as the bulk of the lesson is taught directly by the teacher. Students develop a tremendous sense of security and self-confidence in their ability to use language and are fully prepared to tackle the complexity and rigors of English at the next level.

Full-year Curriculum Print Format Only Available for levels: **7** **8**



NOTE: Shurley English editions are not cross-compatible. The scope and sequence of each edition varies greatly; therefore, we do not recommend intermixing books from different editions.

Shurley English Core

Desktop

Laptop

Tablet

DIGITAL SUBSCRIPTION

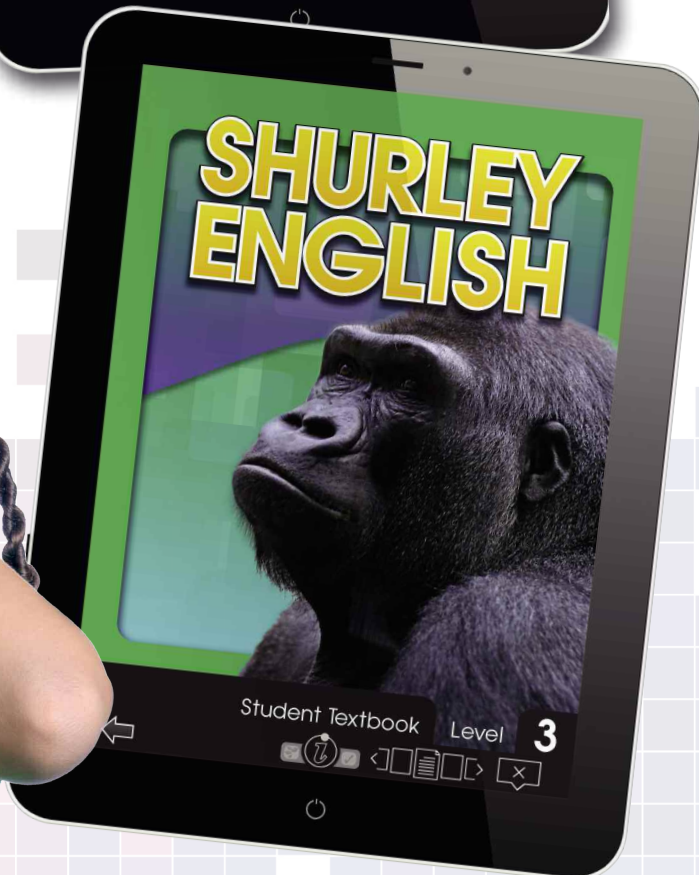
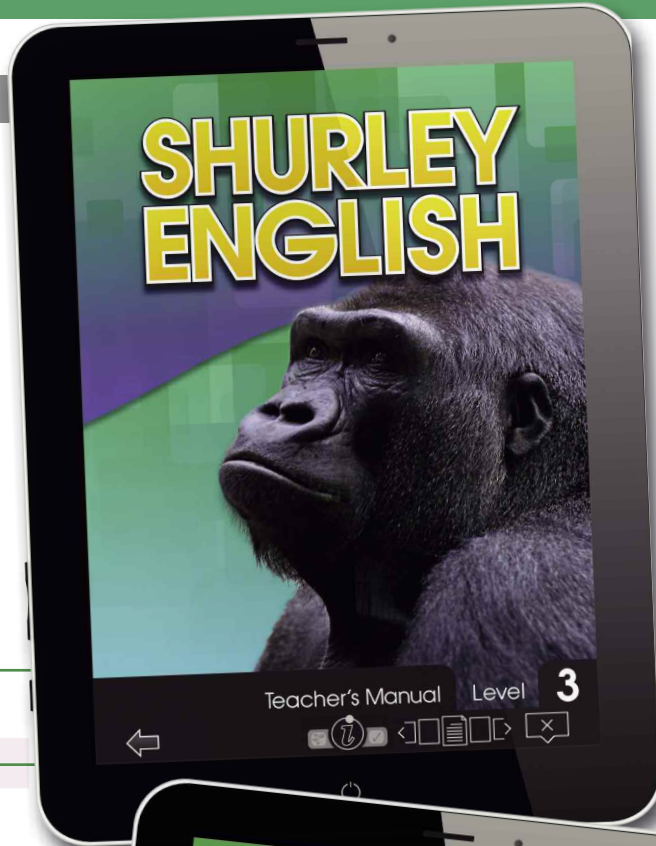
The Shurley English Core subscription contains everything you need to teach one student for an entire school year.

Your subscription includes one Digital Teacher's Manual, one Digital Student Textbook and SEDA.

Available for levels:

1 2 3 4 5 6 7 8

Subscription Plan: Monthly or Yearly



Digital Teacher's Manual


The Teacher's Manual is essential for teaching the Shurley English curriculum and continues to be the heart of the program at every level. The Teacher's Manual includes lesson plans, student objectives, teaching scripts, questioning strategies, modification strategies, classroom activities, enrichment activities, teaching tips, student tips, printable worksheets, and answer keys.

The digital manual is rich with additional features like bookmarks, notes, search, and access to powerful teaching aids.


Available for levels:



NOTE: This product is included with the **Digital Subscription** and may not be purchased separately.




Elements of the Teacher's Manual



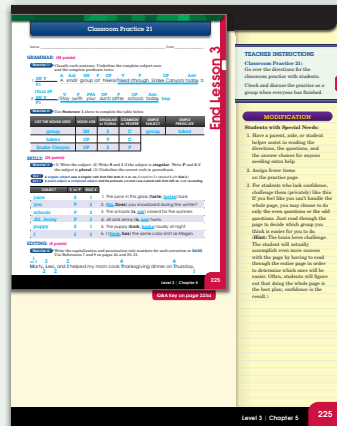

Teacher instructions prompt the direction and flow of the lessons being taught.

Student objectives are listed for every lesson to facilitate lesson planning.




Modification ideas help meet individual student needs.

Strategies to Engage the Mind suggest ways of incorporating different learning styles and form stronger connections in students' minds.




NOTE: Shurley English editions are not cross-compatible. The scope and sequence of each edition varies greatly; therefore, we do not recommend intermixing books from different editions.

Digital Student Textbook

Each lesson in the Digital Student Textbook has been carefully developed to include numerous digital enhancements. Simply click the *interactive*  at the bottom of the screen to view the special content. The Digital Student Textbook can be displayed on students' computers, tablets, or compatible smart phones. It contains all the digital enhancements that make the lesson interactive and engaging.

Available for levels: 1 2 3 4 5 6 7 8

NOTE: This product is included with the **Digital Subscription** and may not be purchased separately.



Elements of the Digital Student Textbook

Chapter 17

Reference 190

Article for Reading Strategies

First, skim headings and key words to build print. Second, form questions from the headings and key words. Third, read the text and make any supplemental annotations about headings and key words. Fourth, reread headings and key words again to find answers to questions.

SECTION 1 How Frogs and Toads Are Alike

Frogs and toads have many things in common. One way they are alike is that they are both classified in the group of cold-blooded animals called **amphibians**. Cold-blooded means that an animal's body temperature changes to match its surroundings. Amphibians are animals that can live on land and in water. For this reason, both frogs and toads have long back legs for jumping and webbed feet for swimming. Another way frogs and toads are alike is that they both catch insects with their long, sticky tongues. Finally, both frogs and toads start life as tadpoles hatched from eggs laid in water. A tadpole is the larva, or baby stage, of a frog and toad. During the tadpole stage, frogs and toads have gills so they can breathe under water. Later, they develop lungs for breathing as they mature into adult frogs and toads.

SECTION 2 How Frogs and Toads Are Different

Even though frogs and toads are very similar, there are a few ways in which they are different. One difference in frogs and toads is their skin. Toads have dry bumpy skin that is darker in color than frog skin. A frog's skin is moist, smooth, and lighter in color than a toad's. Another difference is their body shape. Toads have wide, flat bodies, and frogs have narrow, slender bodies. Finally, frogs and toads require different living habitats, which is the place where a plant or animal normally lives and grows. Frogs must always live near water in order to keep their skin moist. Toads need less water and can live in dry places.

684 Level 4 Chapter 17

Comprehension Questions provide a scaffold for class discussions.

References are clear and concise.

Use Reference 190 to answer the questions below.

Strategy 1 → Using the Skimming Strategy

The purpose of skimming is to get a general idea of the article before you actually read it. Use titles, headings, subheadings, and key words to help you.

1. What is the title of the article?
2. Name the headings.
3. What are the headings made of each section?
4. What is the main idea of the article?

Strategy 2 → Using the Questioning Strategy

The purpose of questioning is to get your mind ready for information. It gives you a reason for reading and makes it easier to remember main ideas and understand key words. Turn headings and key words in the article into questions.

1. How are frogs and toads alike?
2. What does cold-blooded mean?
3. What are amphibians?
4. What is a larva?
5. How are gills and lungs used?
6. How are frogs and toads different?
7. What is a habitat?

Strategy 3 → Using the Reading Strategy

The purpose of reading is to understand the information under headings and key definitions for key words. Now, read the article.

Strategy 4 → Using the Scanning Strategy

The purpose of scanning is to help you use headings and key words to find answers to questions. Skim headings, key words to build print, understand words, and type responses to help you find the answer to the questions below.

1. How are frogs and toads alike?
2. Which section creates three build-type words: cold-blooded, amphibians, larva, gills, and lungs?
3. What does cold-blooded mean?
4. What are amphibians?
5. What is a larva?
6. How are gills and lungs used in the larva stage?
7. When do frogs and toads breathe with gills?
8. How are frogs and toads different with lungs?
9. Which section contains the word habitat in bold print?
10. Which section tells you where frogs and toads live?
11. What is the main idea of the article?

Based on what you've learned, can you tell whether this is a picture of a frog or a toad?

685 Level 4 Chapter 17

Chapter 1

End Lesson 2

Extending the Lesson: Blogging

A blog is like an online journal where you can express your opinion and make comments about what is going on in your class, family, school, and community. Some classes can read what you have written, you must be careful not to write anything private, rude, or unsafe. You must always accept the responsibility for how you express yourself in a place that other people can read.

The following activities can be used to blog.

1. **Wall blog at home**
Use poster board, butcher paper, white streamers, or a white board to set up a home blog in a central location in your home. All family members can read and write blog entries.
2. **Wall blog at school**
Teacher explanation: You can read and write blog entries on butcher paper, poster board, or a white board.
3. **Class blog on the computer**
Teacher explanation: Post entries on the class blog. Use your school's site for the blog to write, read, respond, and reflect.

6 Level 4 Chapter 1

Examples show how to apply what is being learned.

Students Extend the Lesson to promote a deeper understanding of concepts, skills, and subjects.

Reference 19

Adjectives

Adjectives can make your sentences come to life!

An adjective is a word that modifies or describes a noun or pronoun. (You will learn about pronouns in later chapters.)

- Examples of adjectives: blue flower, tall man, round ball, clean feet, seven pigs, this street!

Adjectives are modifiers. They are words that describe or clarify the meaning of another word. In grammar, the word usually means "to describe." Adjectives usually go following the adjective question: what kind, which one, or how many?

- Examples of adjectives that tell what kind: gray, black, pretty, hot, cold, dry, smooth, warm
- Examples of adjectives that tell which one: that, this, those, these, youngest, only, another
- Examples of adjectives that tell how many: one, few, fifty, some, both, several, many

An adjective is labeled with the abbreviation Adj.

An adjective is not part of a sentence pattern because it is not considered a core part like the subject and verb (S-V).

Modifiers like adjectives only add extra information about other words. They do not affect the pattern of a sentence.

SHARP riot tall black blue gray

69 Level 4 Chapter 2

STUDENT RUBRIC for Descriptive Writing

Name _____ Date _____

Put a checkmark beside each question that you answer with "yes."

Descriptive SCORE _____ (Count the checkmarks in this section)

1. Have I used descriptive words and details to create strong mental pictures?
2. Have I used appropriate transition words?
3. Have I used subject-appropriate language to describe sensory images?
4. Is the purpose of my descriptive writing stated in my topic sentence?
5. Have I developed the topic in an interesting and informative way?

Ideas SCORE _____ (Count the checkmarks in this section)

1. Is the topic and purpose of my paper clearly described in the topic sentence?
2. Have I named or supported my topic appropriately?
3. Are there at least three main points to develop the topic of my paper?
4. Is there at least one detail that supports and develops each of my main points?
5. Have I chosen a topic that is appropriate to my purpose, genre, and audience?

Organization SCORE _____ (Count the checkmarks in this section)

1. Is my paper well organized and easy to follow?
2. Does my paper have a clear introduction, body, and conclusion?
3. Am my ideas in logical order?
4. Does my paragraph have a topic that is supported by every sentence in the paragraph?
5. Does the organization of my sentences reflect my purpose and audience?

Word Choice SCORE _____ (Count the checkmarks in this section)

1. Have I used precise nouns and verbs to explain and describe my topic?
2. Have I used vivid adjectives and adverbs to create strong mental pictures?
3. Have I repeated action words with stronger words?
4. Have I deleted incorrect, repeated, or unnecessary words?
5. Have I used words appropriate to my purpose and audience?

184 Level 4 Chapter 4

Printable assessments are provided in multiple formats.

Rubrics ensure writing traits are being incorporated.

Classroom Practice 8

Name _____ Date _____

GRAMMAR:

Exercise 19 Classify each sentence.

1. _____ The read little kitten slept soundly today.
2. _____ An old toadpot whistled very loudly.

Exercise 20 What are the article adjectives?

1. _____ 2. _____ 3. _____

Exercise 21 List the adverb questions. **Exercise 22** List the adjective questions.

1. _____ 2. _____
1. _____ 2. _____
1. _____ 2. _____

SKILLS:

Exercise 23 Write an or in the blanks.

1. Would you like _____ orange? 3. We saw _____ very large tree.
1. Would you like _____ fresh orange? 4. We saw _____ extremely large tree.

Exercise 24 Fill in the circle beside each correct answer.

1. minute hour : paper _____ time _____ book _____ paper
2. five : wait : _____ night _____ day _____ morning _____ night

EDITING:

Exercise 25 Write the capitalization and punctuation rule numbers for each correction in bold. Use Reference 7 and 9 on pages 24 and 29-30.

Rose, you go to Parker Elementary on Miller Street, don't you?


67 Level 4 Chapter 2

seda
Shurley English Digital Assistant

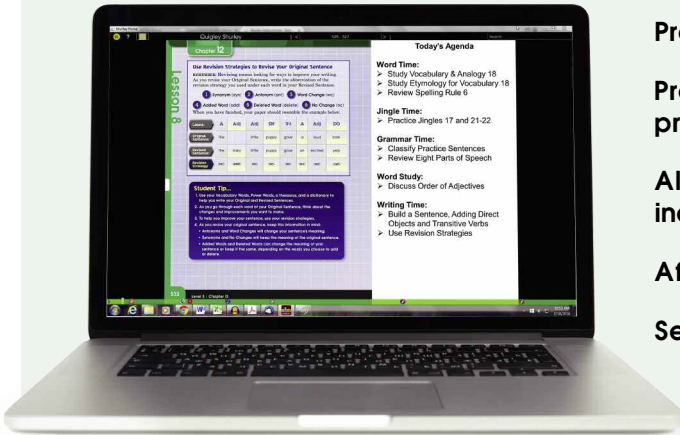
SEDA will change the way you deliver Language Arts instruction by providing you and your students with prerecorded lessons. Teachers can use SEDA for lesson prep, co-teaching, or blended learning. Students can use SEDA for student-centered, self-paced learning or post-lesson reinforcement. This valuable resource will create endless ways to promote knowledge acquisition and reinforce retention.

Available for levels: **1** **2** **3** **4** **5** **6** **7** **8**

NOTE: This product is included with the **Digital Subscription** and may not be purchased separately.



Elements of SEDA



Provides self-paced, student-centered learning

Promotes the acquisition of critical knowledge prior to discussion time

Allows the teacher time to provide individualized learning to multiple students

Affords in-depth review opportunities


Serves as a training tool for the teacher



Shurley English Core: Print Add-ons

For those teachers who prefer having bound, print resources for their students and want to avoid printing individual worksheets, we have compiled a list of suggested materials that you may add-on to your digital subscription.


Student Resources



Student Workbook

The Student Workbook consists of consumable worksheets that are used in conjunction with the Digital Student Textbook. Students write on workbook pages instead of printing individual workbook pages from the Digital Student Textbook.

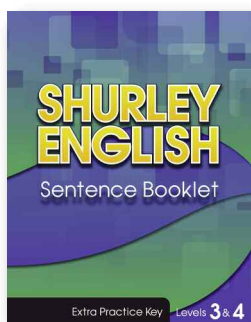
Available for levels:



Student Test Book

The Test Book is a consumable book that contains the pretest, chapter tests, and the posttest. Tests are presented in multiple formats. Students write on test book pages instead of the teacher printing individual Test Book pages from the Digital Teacher's Manual.


Available for levels:



Sentence Booklet: Extra Practice

The Sentence Booklet is a consumable workbook intended to support your study of Shurley English and our unique approach to Language Arts. As grammar skills are introduced or as you review previously taught skills, you may utilize this book of sentences for additional classification or skill practice. Sentences are in large print and grouped by skill in this full-size, softcover booklet. This booklet covers multiple grade levels and is cross compatible with all editions of Shurley English.


Available for levels: 1 & 2 3 & 4 5 & 6



Writing Folder

The Shurley English Writing Folder will help your students move through the writing process with ease. This foldout, four-pocket folder keeps students organized with a dedicated space for their prewriting, rough draft, revised draft, and edited paper. It is packed with handy references, checklists, and tips to ensure students have exactly what they need to produce a polished piece of writing. *Size: 9" x 12"*

Teacher Resources




Sentence Booklet: Extra Practice Key

The Sentence Booklet Key is a companion product to the Shurley English Sentence Booklet. The answer keys from the Sentence Booklet have been conveniently placed together in a full-size, softcover book, making it easy to check student pages. This booklet covers multiple grade levels and is cross compatible with all editions of Shurley English.

Available for levels:

1 & 2 3 & 4 5 & 6

NOTE: Shurley English editions are not cross-compatible. The scope and sequence of each edition varies greatly; therefore, we do not recommend intermixing books from different editions.

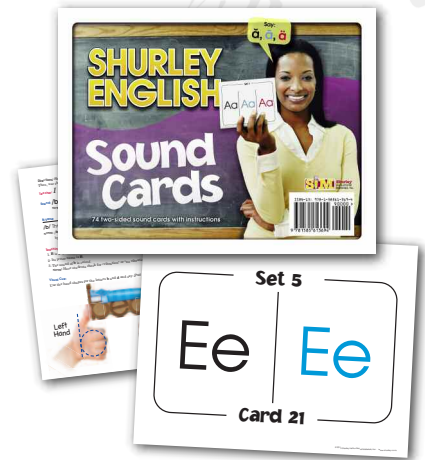


Teacher's Key

The answer keys from the Teacher's Manual have been conveniently placed together in a full-size, softcover book, making it easy to check student pages.

Available for levels:

1 2 3 4 5 6 7 8



Sound Cards

Become an expert phonemic awareness instructor. Each card features the phoneme on the front side and teaching instructions and hints on the back. These 8.5 x 11 visual aids are printed on card stock.

Available for levels:

1 2



Shurley English Homeschooling


HOMESCHOOLING KIT

Materials for each grade level are sold in a kit package. A kit contains everything needed to teach one student for an entire school year. Each kit contains the following three items: one **Teacher's Manual**, one **Student Workbook**, and one **Introductory CD**.

Available for levels:



Kit Components





Teacher's Manual

The Teacher's Manual is the heart of the program at every level. Each lesson in the manual begins with a planning box, which contains lesson objectives. Scripted lessons provide you with the exact words for the Question & Answer Flows, questioning strategies, and the teaching techniques that make this program consistent for all grade levels. The Teacher's Manual also includes modification strategies, classroom activities, enrichment ideas, and answer keys.

The Teacher's Manual is included in a Kit and may not be purchased separately.

Available for levels:



Student Workbook

Shurley English places special emphasis on parent-child interaction and participation. In Shurley English, the children have workbooks, not textbooks, to practice and test their acquired knowledge and skills. The Student Workbook contains a Jingle Section, a Reference Section, a Practice Section, and a Test Section. The Jingle Section contains all the jingles. The Reference Section includes vocabulary words, guided practices, samples, guidelines, and charts. The Practice Section provides extra practice on the various skills taught before the skills are tested. The Test Section contains the tests for each chapter. Each test is divided into four basic areas: grammar, vocabulary, language skills, and a summary for the week.

One Student Workbook is included in a Kit. For home educators who are teaching more than one student in a level, additional student workbooks can be ordered separately.

Available for levels:




NOTE: Bible-related activities, writing assignments, and sentences with a religious tone are found in some levels of the Shurley English Homeschool curriculum. They are optional and are intended as bonus activities.



PRACTICE SET

A Practice Set consists of the **Practice Booklet** and two **Practice CDs**.

Available for levels: 1 2 3 4 5 6



Practice Booklet

The Introductory and Practice Sentences found in the Teacher's Manual are available in an easy-to-use student booklet that is a great time-saver for the teacher and the student. Sentences are classified in the Practice Booklet instead of writing them on the board or on notebook paper. Sentences are in large print and grouped by chapter and lesson.

The booklet in the Practice Set contains the Introductory and Practice Sentences from the daily oral lessons in the Teacher's Manual. The booklet does not contain additional sentences for extra practice.




Introductory CD

The Introductory CD provides the jingles and the Question & Answer Flows for the Introductory Sentences found in the Teacher's Manual. The audio CD may be used to demonstrate jingles and Question & Answer Flows to students. It may also be used as a resource for the teacher.


One Introductory CD is included in a kit.

Available for levels: 1 2 3 4 5 6



Practice CD

The two Practice CDs give students an opportunity to hear each of the Practice Sentences read and classified aloud. Students can follow along with the Practice CDs to reinforce what they have learned. Students can use the Practice CDs to check their work in the Practice Booklet independently.




Extra Practice

Sentence Booklet: Extra Practice

The Sentence Booklet is a consumable workbook intended to support your study of Shurley English and our unique approach to Language Arts. As grammar skills are introduced or as you review previously taught skills, you may utilize this book of sentences for additional classification or skill practice. Sentences are in large print and grouped by skill in this full-size, softcover booklet. This booklet covers multiple grade levels and is cross compatible with all editions of Shurley English.



Available for levels: **1 & 2** **3 & 4** **5 & 6**



Sentence Booklet: Extra Practice Key


The Sentence Booklet Key is a companion product to the Shurley English Sentence Booklet. The answer keys from the Sentence Booklet have been conveniently placed together in a full-size, softcover book, making it easy to check student pages. This booklet covers multiple grade levels and is cross compatible with all editions of Shurley English.

Available for levels: **1 & 2** **3 & 4** **5 & 6**



Writing Folder


The Shurley English Writing Folder will help your students move through the writing process with ease. This foldout, four-pocket folder keeps students organized with a dedicated space for their prewriting, rough draft, revised draft, and edited paper. It is packed with handy references, checklists, and tips to ensure students have exactly what they need to produce a polished piece of writing. *Size: 9" x 12"*



Literature Selections

The Literature Selections booklet gives your student a unique exposure to contemporary and non-contemporary authors. A set of discussion questions follows each story or poem to evaluate comprehension and inference. Literature vocabulary is also introduced. These selections are a fun and exciting way for students to begin the study of literature.

Available for levels: **1** **2** **3** **4** **5** **6**



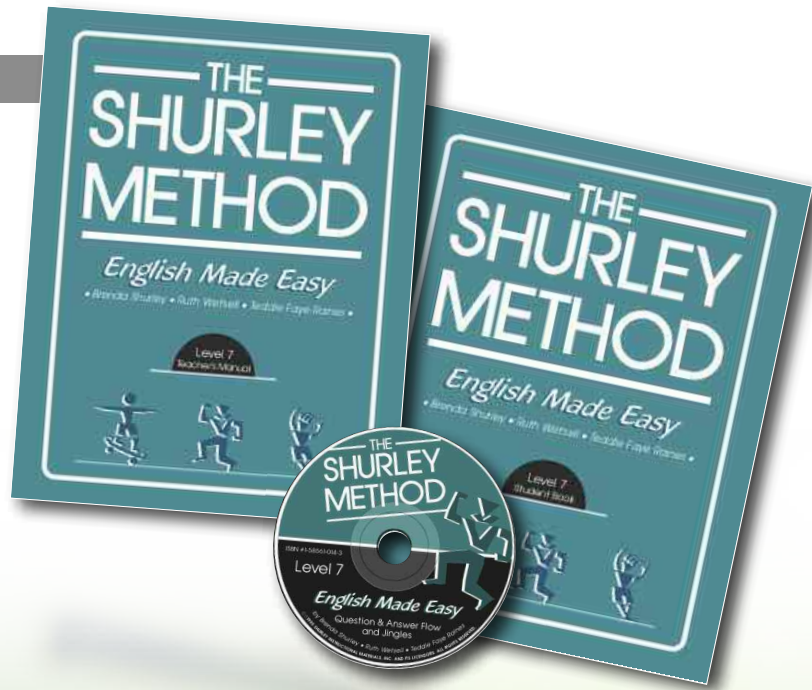
The Shurley Method for Home Use

FIRST EDITION KIT


Materials for each grade level are sold in a kit package. A kit contains everything needed to teach one student for an entire school year. Each kit contains the following three items: one **Teacher's Manual**, one **Student Textbook**, and one **Introductory CD**.

Available for levels:

7 8



Kit Components





Teacher's Manual

The Teacher's Manual is the heart of the program at every level. Each lesson in the manual begins with a planning box, which contains lesson objectives. Scripted lessons provide you with the exact words for the Question & Answer Flows, questioning strategies, and the teaching techniques that make this program consistent for all grade levels. The Teacher's Manual also includes modification strategies, classroom activities, enrichment ideas, and answer keys.

The Teacher's Manual is included in a Kit and may not be purchased separately.

Available for levels:




Student Textbook

The Student Textbook is designed to give your student ample opportunities for review and application of skills learned. The textbook contains skills, skill tests, application tests, writing examples, writing assignments, and a jingle section. Skill tests assess skills taught in the current chapter. Application tests assess cumulative skills, grammar, and editing.

For home educators who are teaching more than one student in a level, additional student textbooks can be ordered separately.

Available for levels:



Introductory CD

The Introductory CD provides the jingles and the Question & Answer Flows for the Introductory Sentences found in the Teacher's Manual. The audio CD may be used to demonstrate jingles and Question & Answer Flows to students. It may also be used as a resource for the parents.


One Introductory CD is included in a kit.

Available for levels:



NOTE: Shurley English editions are not cross-compatible. The scope and sequence of each edition varies greatly; therefore, we do not recommend intermixing books from different editions.

Ancillary Items




Student Test Workbook

The consumable test workbook contains the skill and application test pages that are found in the Student Textbook. Test workbooks are recommended if you do not want students to write in their textbooks.

Available for levels:

7 8



Practice Booklet


The Introductory and Practice Sentences found in the Teacher's Manual are available in an easy-to-use student booklet that is a great time-saver for the teacher and the student. Sentences are classified in the Practice Booklet instead of writing them on the board or on notebook paper. Sentences are in large print and grouped by chapter and lesson.

* This booklet contains the Introductory and Practice Sentences from the daily oral lessons in the Teacher's Manual. The booklet does not contain additional sentences for extra practice.

Available for level:

7






Literature Selections

The Literature Selections booklet gives your student a unique exposure to contemporary and non-contemporary authors. A set of discussion questions follows each story or poem to evaluate comprehension and inference. Literature vocabulary is also introduced. These selections are a fun and exciting way for students to begin the study of literature.

Available for levels:



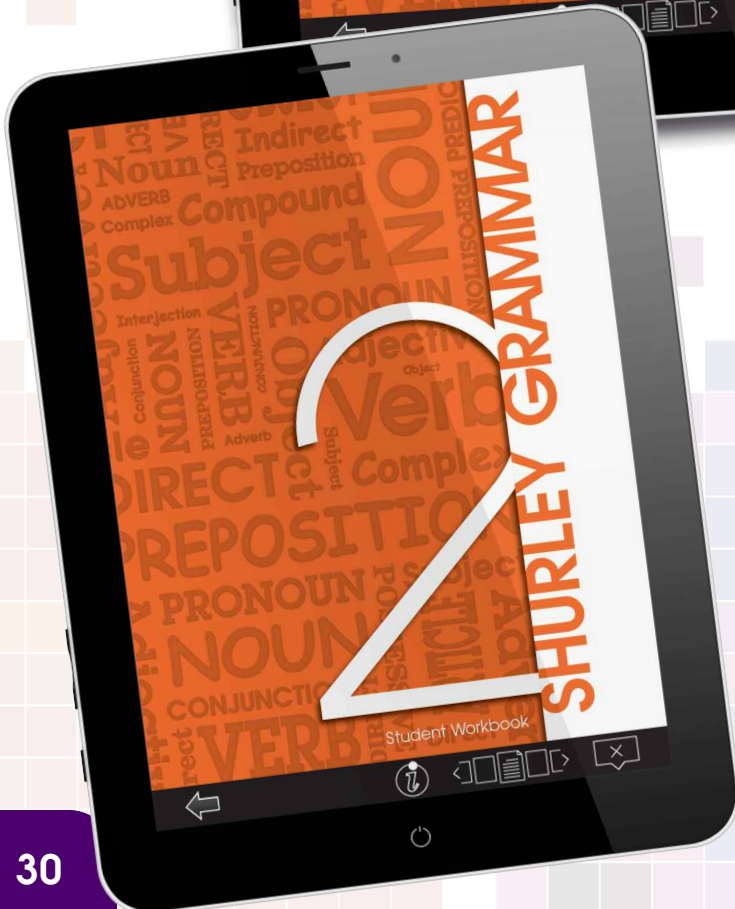
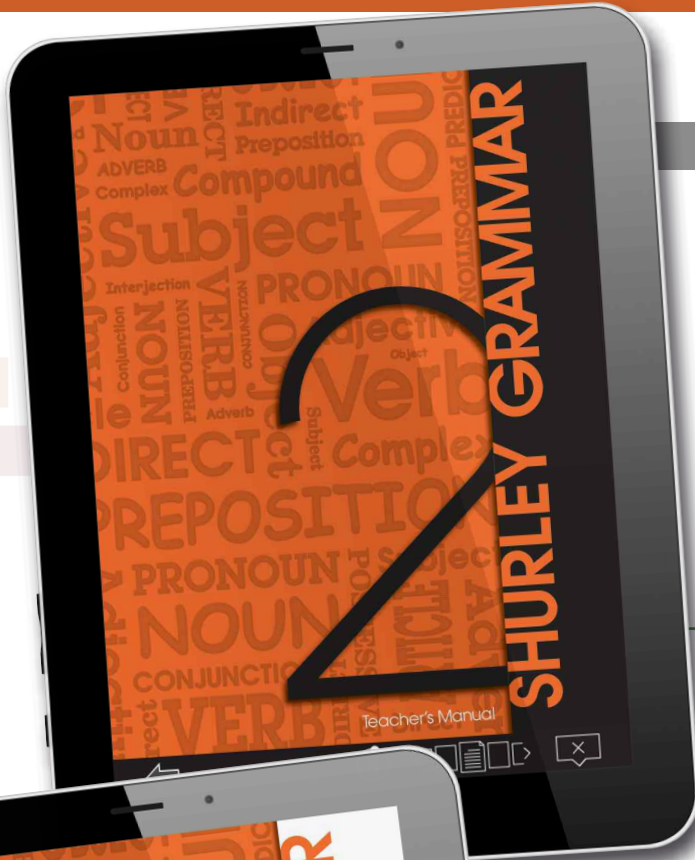
Writing Folder

The Shurley English Writing Folder will help your students move through the writing process with ease. This foldout, four-pocket folder keeps students organized with a dedicated space for their prewriting, rough draft, revised draft, and edited paper. It is packed with handy references, checklists, and tips to ensure students have exactly what they need to produce a polished piece of writing. *Size: 9" x 12" (folded)*



Shurley Grammar

Desktop • Laptop • Tablet



DIGITAL SUBSCRIPTION

The Digital Subscription contains everything you need to teach one student using Shurley Grammar.

Your subscription includes one Digital Teacher's Manual, one Digital Student Book and SEDA.

Available for levels: **1** **2** **3** **4** **5** **6** **7** **8**

Subscription Plan: Yearly




Digital Teacher's Manual

The Teacher's Manual is essential for teaching the Shurley curriculum and continues to be the heart of the program at every level. The Teacher's Manual includes lesson plans, student objectives, teaching scripts, questioning strategies, printable worksheets, and answer keys.

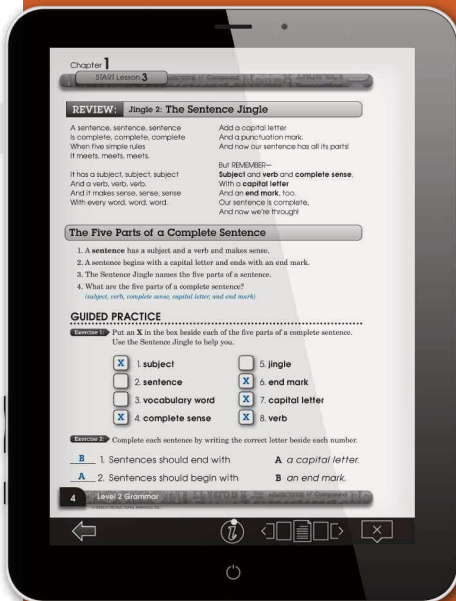
The digital manual is rich with additional features like bookmarks, notes, and search.

Available for levels: 1 2 3 4 5 6 7 8

NOTE: This product is included with the **Digital Subscription** and may not be purchased separately.


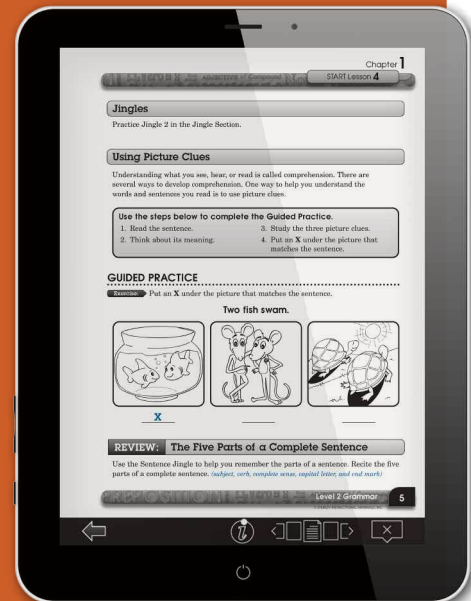


Elements of the Teacher's Manual



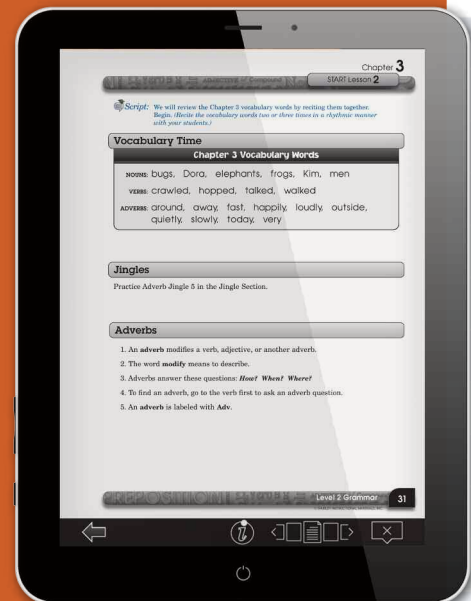
Utilizes proven methods of learning and teaching

Employs a unique Question & Answer Flow process to analyze parts of speech




Supplies a systematic review of concepts

Supplies teachers with ongoing formative assessments for quick and easy monitoring




Digital Student Book

The Digital Student Book contains the definitions, practices, and checkups needed to complete the Shurley Grammar program. Each lesson includes numerous digital enhancements and printable worksheets. Simply click the *interactive*  at the bottom of the screen to view the special content. The Digital Student Textbook can be displayed on students' computers, tablets, or compatible smartphones.

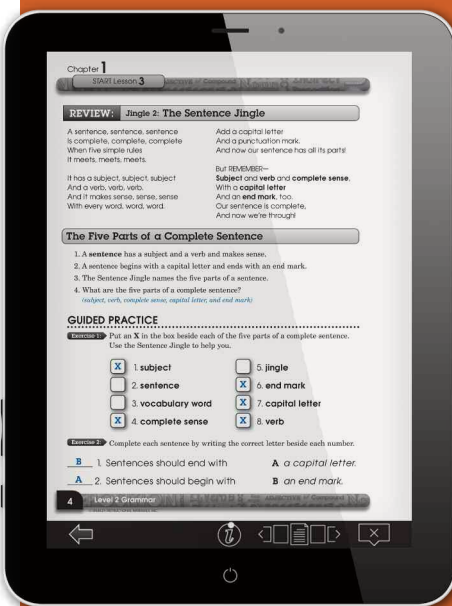
Available for levels:



NOTE: This product is included with the **Digital Subscription** and may not be purchased separately.


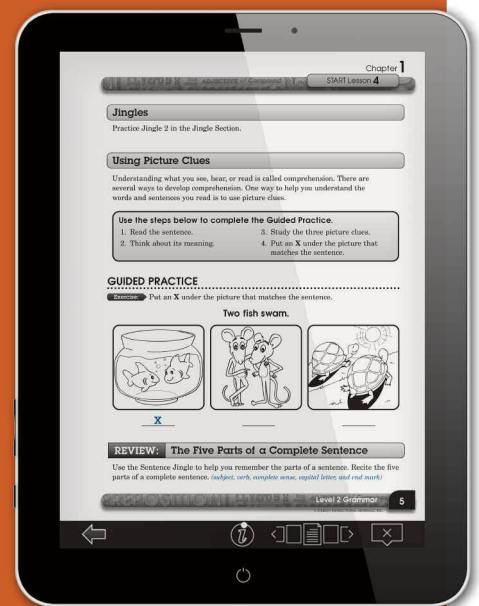


Elements of the Student Book



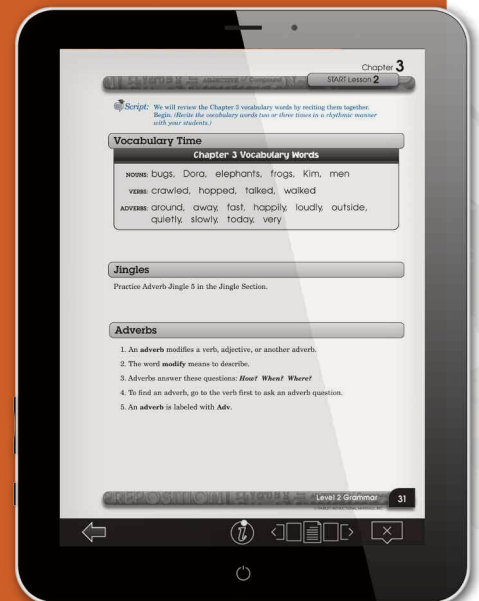
Presents concepts logically and systematically

Gives immediate feedback through oral exercises



Uses repetition to attain mastery

Engages student interest with fun activities throughout the book.



seda
Shurley English Digital Assistant

SEDA will change the way you deliver Language Arts instruction by providing you and your students with prerecorded lessons. Teachers can use SEDA for lesson prep, co-teaching, or blended learning. Students can use SEDA for student-centered, self-paced learning or post-lesson reinforcement. This valuable resource will create endless ways to promote knowledge acquisition and reinforce retention.

Available for levels:



NOTE: This product is included with the **Digital Subscription** and may not be purchased separately.



Elements of SEDA



Provides self-paced, student-centered learning

Promotes the acquisition of critical knowledge prior to discussion time

Allows the teacher time to provide individualized learning to multiple students

Affords in-depth review opportunities


Serves as a training tool for the teacher

Print Add-Ons

Student Book

In order to complete the Shurley Grammar course, each student must complete guided practice pages, classroom practice worksheets, and chapter checkups. With this consumable resource, students may write directly in their Student Book instead of printing individual worksheets from the Digital Student Book.

Available for levels:



Shurley English is organized logically, sequentially, and systematically for success.

Shurley English:

- ✓ provides scaffolding so that students can tackle the text complexity and rigor in reading, writing, speaking/listening, and language.
- ✓ incorporates creative and purposeful instruction and expression of language.
- ✓ utilizes all learning styles.
- ✓ promotes higher-order thinking skills.
- ✓ leads to success and improved self-esteem.



Scope and Sequence

For a detailed look at the specific skills covered in Shurley English, we invite you to view our Scope and Sequence. The Scope and Sequence is a listing of skills that are taught at each grade level. As Shurley English progresses from the lower grades to the upper grades, the complexity and the number of skills also increase. To view the Scope and Sequence, visit www.shurley.com.

FAQ Overview

Teaching Language Arts need not be as foreboding a task as one might think. We have assembled a list of our most Frequently Asked Questions. We invite you to visit our website to review this list: www.shurley.com.



See It For

Making the Connection with

We can tell you how other educators do it, but it is important that you see the actual experience.

Visit our YouTube channel where you can experience the excitement of Shurley English and students giving honest, unscripted feedback.

Ordering Information:

Order by Telephone

1-800-566-2966

Call between 8 a.m. & 5 p.m.
Central Standard Time.
(8 a.m. to 4:30 p.m. on Friday)

Order by Internet

www.shurley.com

Visit our online store 24 hours
a day, 7 days a week.

We accept Visa, MasterCard, and Discover.



Shipping/Handling: Shipping/handling charges are based upon the weight of the items you order and the destination. Please call 1-800-566-2966 to receive your exact shipping/handling charges.

Sales Tax: Arkansas residents are required by the state to pay a sales tax on the total price, including shipping and handling.

Return Policy: Print Materials in new, unmarked, salable condition may be returned up to 30 days after the date of purchase with return authorization. Digital Materials are not eligible for return. You may cancel your subscription prior to the end of the free-trial period or at any time during the year. Your account will remain active until the close of your billing cycle. We are unable to pro-rate subscription services.

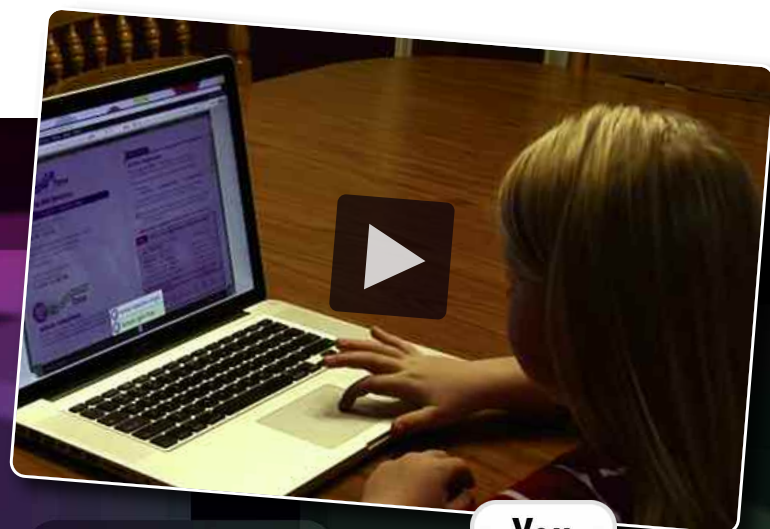
All prices are subject to change without notice.

or Yourself

with Shurley English

are succeeding with Shurley English,
advantages for yourself.

can view actual classroom demonstrations,
English, and observe parents, teachers,
ed testimonials.



www.shurley.com



Supporting **YOU** on your ELA journey

Our commitment to you and your success is ongoing!
Take a look at just a few ways that we are here for you...



Phone Support

We provide a toll-free telephone support service to help you better implement Shurley English. If you have a question at any time during the year, please don't hesitate to call our corporate office.

Teacher Training

We have an entire teacher-training series dedicated to helping you get started with Shurley English. At any time during the year, visit our YouTube Channel to view our comprehensive training videos.



Community Support

We have dedicated a closed space for you on Facebook to talk, collaborate, and get excited about your language arts time with Shurley English. It's all about educators helping educators at Shurley English: The Official Group.

Weekly Tips

Visit the Shurley English Blog, where our team of educators shares tips, tricks, and techniques to ignite learning. Come join the conversation!



To learn more
about our
award-winning
curriculum, visit
www.shurley.com.

